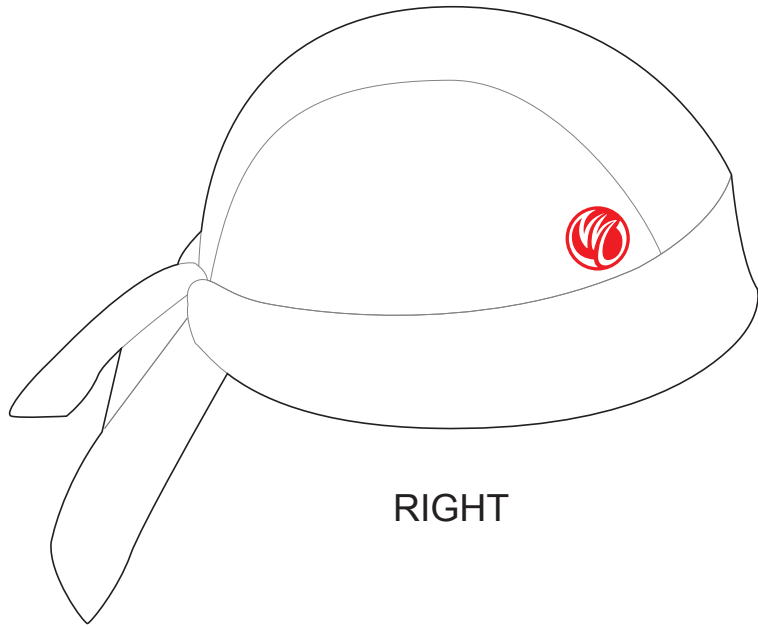


# TAS01A Cycling Bandana

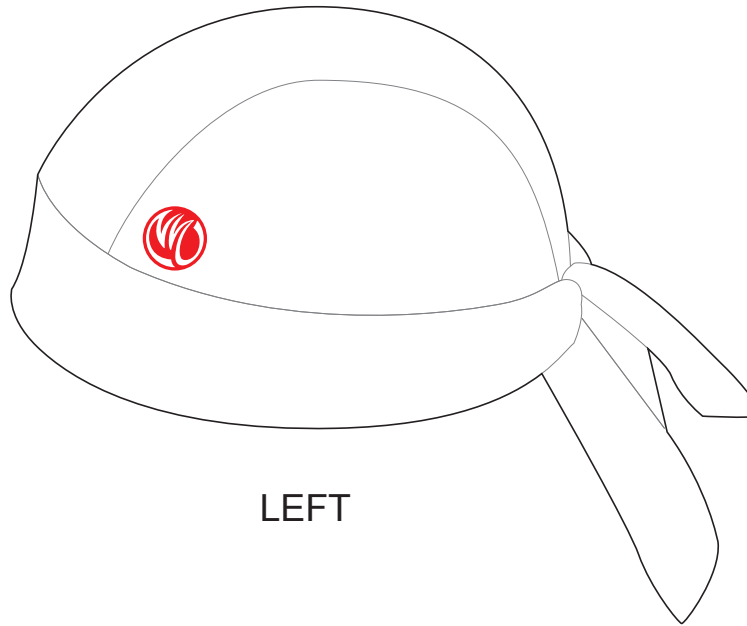
CUSTOMER: \_\_\_\_\_ VERSION: 1  
DESIGN REQUEST NUMBER: \_\_\_\_\_ DATE: 00 / 00 / 2014  
www.nimblewear.com sales@nimblewear.com




Please note that NIMBLEWEAR logo must appear on the side (left or right) of the bandana.



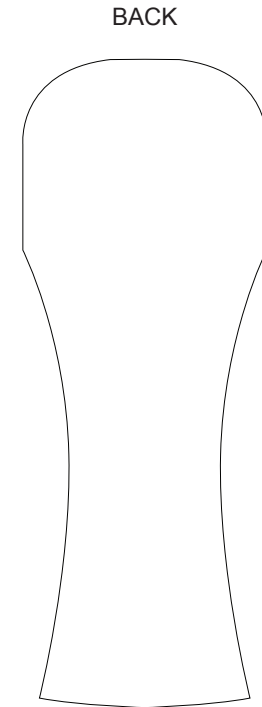
RIGHT



LEFT



FLAT VIEW



BACK

FRONT

## COLORS USED:



## FLATLOCK COLOR OPTIONS:



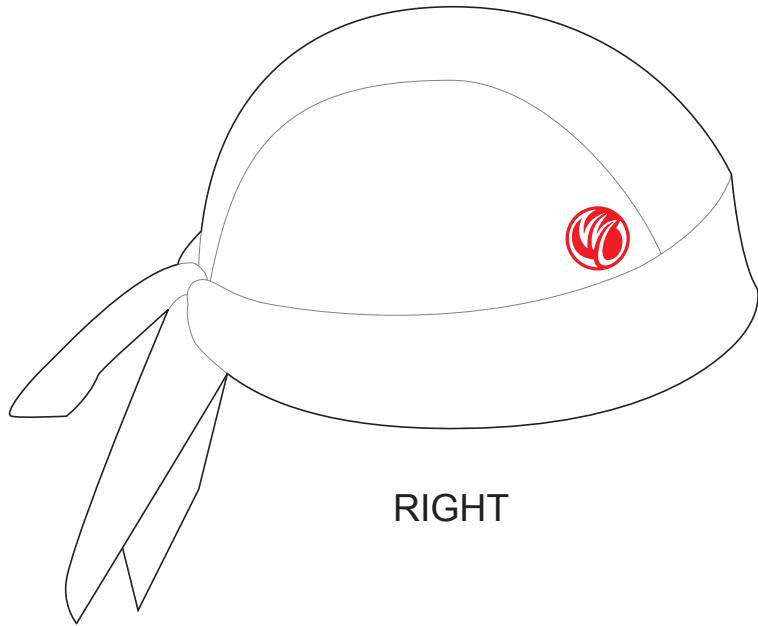
• This template can be edited with vector graphic software programs. Adobe Illustrator CS5 is recommended.  
• All logos must be provided in vector format and all fonts must be converted into outline.  
• The color on-screen may vary from the finished product. To confirm the color please refer to PANTONE® MATCHING SYSTEM FORMULA GUIDE Solid Coated.  
• We will try the best to match the PANTONE® colors when printing, but exact matching cannot be guaranteed, due to variation in temperature, humidity and materials.

# TAS02A Cycling Bandana

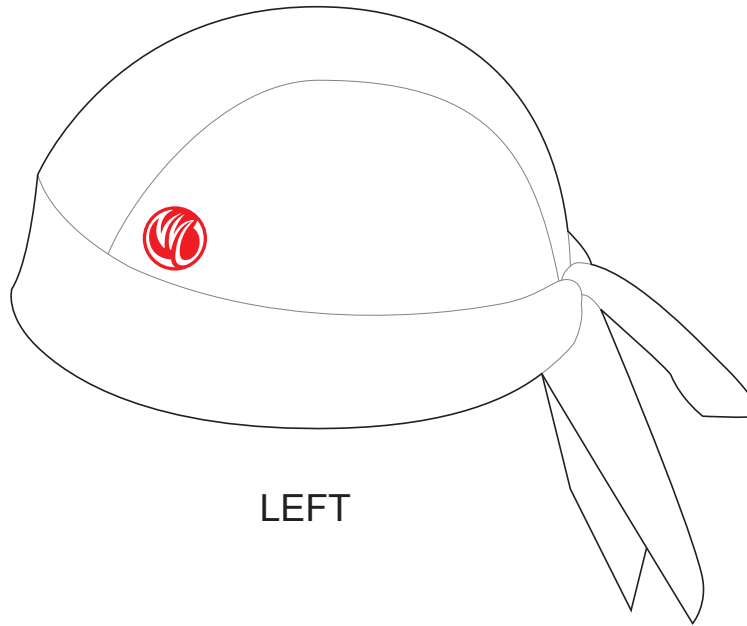
CUSTOMER: \_\_\_\_\_ VERSION: 1  
DESIGN REQUEST NUMBER: \_\_\_\_\_ DATE: 00 / 00 / 2014  
www.nimblewear.com sales@nimblewear.com



Please note that NIMBLEWEAR logo must appear on the side (left or right) of the bandana.



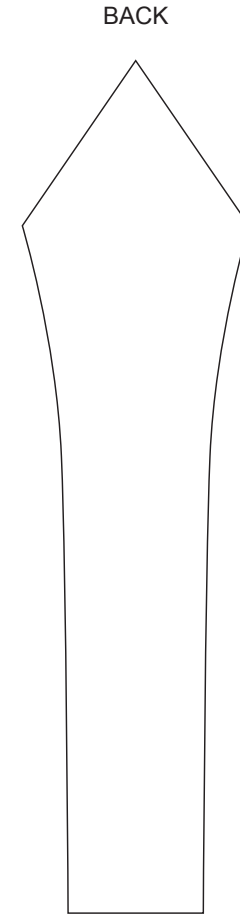
RIGHT



LEFT



FLAT VIEW



BACK

FRONT

## COLORS USED:



## FLATLOCK COLOR OPTIONS:



\* This template can be edited with vector graphic software programs. Adobe Illustrator CS5 is recommended.  
\* All logos must be provided in vector format and all fonts must be converted into outline.  
\* The color on-screen may vary from the finished product. To confirm the color please refer to PANTONE® MATCHING SYSTEM FORMULA GUIDE Solid Coated.  
\* We will try the best to match the PANTONE® colors when printing, but exact matching cannot be guaranteed, due to variation in temperature, humidity and materials.