

# TAB01A Long Sleeve Cycling Jersey

RAGLAN Sleeve

CUSTOMER: \_\_\_\_\_

VERSION: 1

DESIGN REQUEST NUMBER: \_\_\_\_\_

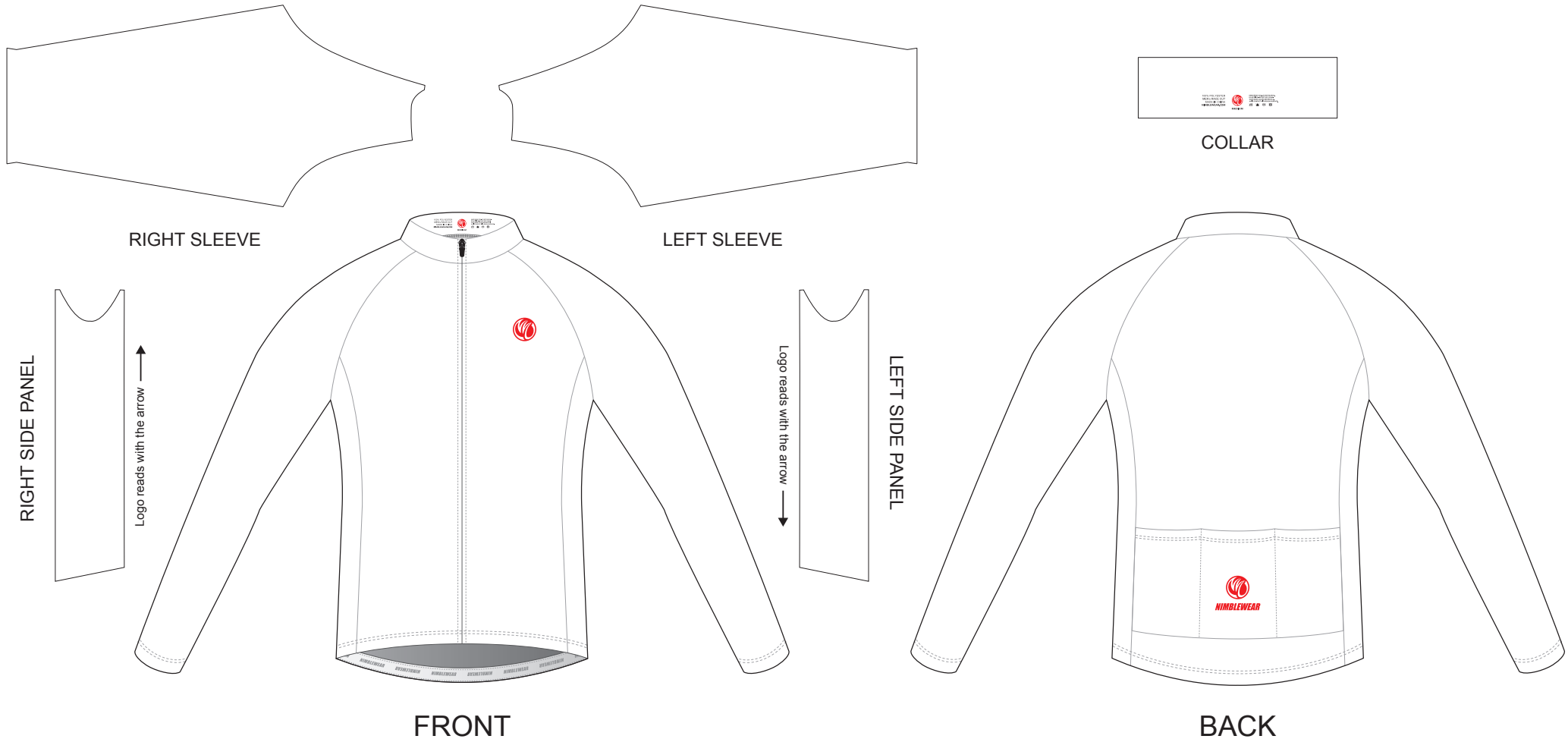
DATE: 00 / 00 / 2014

www.nimblewear.com

sales@nimblewear.com



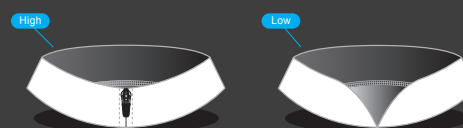
Please note that NIMBLEWEAR logo must appear on the upper chest area (left or right) and the center of lower back.



## COLORS USED:



## COLLAR OPTIONS:



- This template can be edited with vector graphic software programs. Adobe Illustrator CS5 is recommended.
- All logos must be provided in vector format and all fonts must be converted into outline.
- The color on-screen may vary from the finished product. To confirm the color please refer to PANTONE® MATCHING SYSTEM FORMULA GUIDE Solid Coated.
- We will try the best to match the PANTONE® colors when printing, but exact matching cannot be guaranteed, due to variation in temperature, humidity and materials.

# TAB02A Long Sleeve Cycling Jersey

SET-IN Sleeve

CUSTOMER: \_\_\_\_\_

VERSION: 1

DESIGN REQUEST NUMBER: \_\_\_\_\_

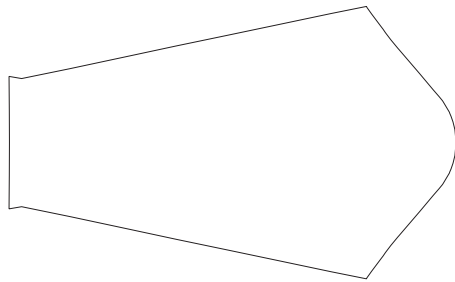
DATE: 00 / 00 / 2014

www.nimblewear.com

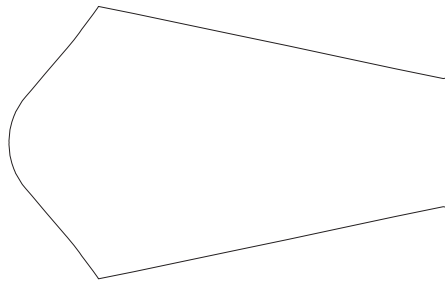
sales@nimblewear.com



Please note that NIMBLEWEAR logo must appear on the upper chest area (left or right) and the center of lower back.



RIGHT SLEEVE



LEFT SLEEVE



COLLAR



RIGHT SIDE PANEL

Logo reads with the arrow →



FRONT



LEFT SIDE PANEL

Logo reads with the arrow ←

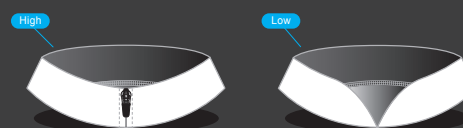


BACK

## COLORS USED:



## COLLAR OPTIONS:



- This template can be edited with vector graphic software programs. Adobe Illustrator CS5 is recommended.
- All logos must be provided in vector format and all fonts must be converted into outline.
- The color on-screen may vary from the finished product. To confirm the color please refer to PANTONE® MATCHING SYSTEM FORMULA GUIDE Solid Coated.
- We will try the best to match the PANTONE® colors when printing, but exact matching cannot be guaranteed, due to variation in temperature, humidity and materials.