

TAP01A Cycling Leg Warmers

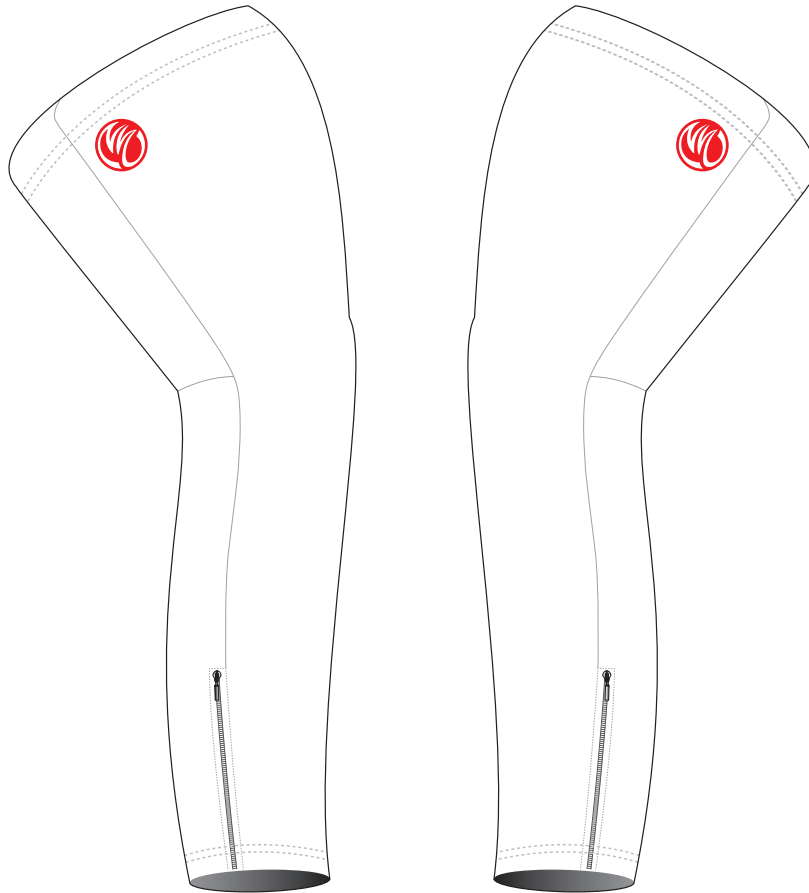
Three Panel Style, with zippers

CUSTOMER: _____ VERSION: 1
DESIGN REQUEST NUMBER: _____ DATE: 00 / 00 / 2014
www.nimblewear.com sales@nimblewear.com



Please note that NIMBLEWEAR logo must appear on the thigh area.

SIDE VIEW



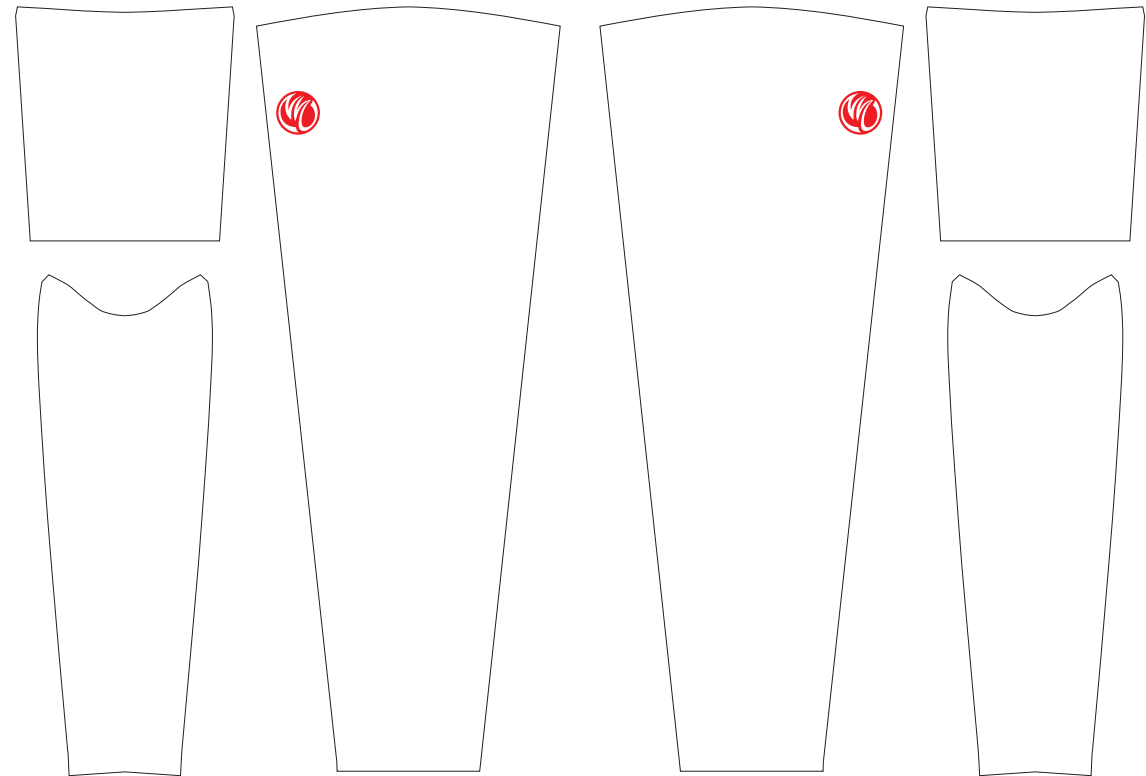
RIGHT LEG

LEFT LEG

FRONT VIEW

RIGHT LEG

LEFT LEG



BACK VIEW

FRONT VIEW

FRONT VIEW

BACK VIEW

COLORS USED:



FLATLOCK COLOR OPTIONS:



* This template can be edited with vector graphic software programs. Adobe Illustrator CS5 is recommended.
* All logos must be provided in vector format and all fonts must be converted into outline.
* The color on-screen may vary from the finished product. To confirm the color please refer to PANTONE® MATCHING SYSTEM FORMULA GUIDE Solid Coated.
* We will try the best to match the PANTONE® colors when printing, but exact matching cannot be guaranteed, due to variation in temperature, humidity and materials.

TAP02A Cycling Leg Warmers

One Panel Style, with Zippers

CUSTOMER: _____

VERSION: 1

DESIGN REQUEST NUMBER: _____

DATE: 00 / 00 / 2014

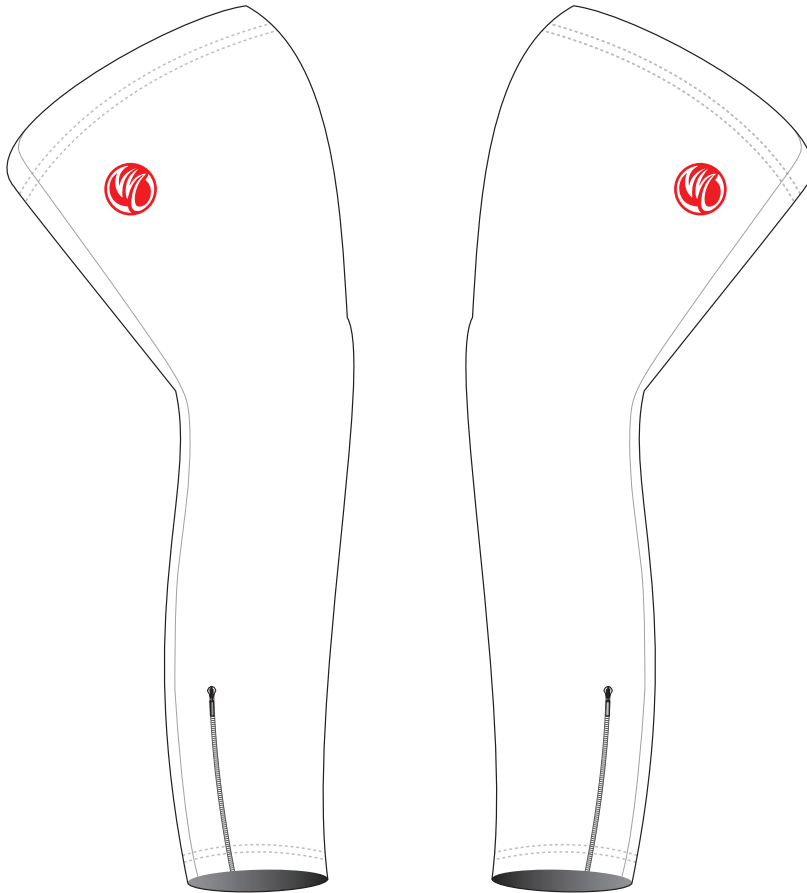
www.nimblewear.com

sales@nimblewear.com



Please note that NIMBLEWEAR logo must appear on the thigh area.

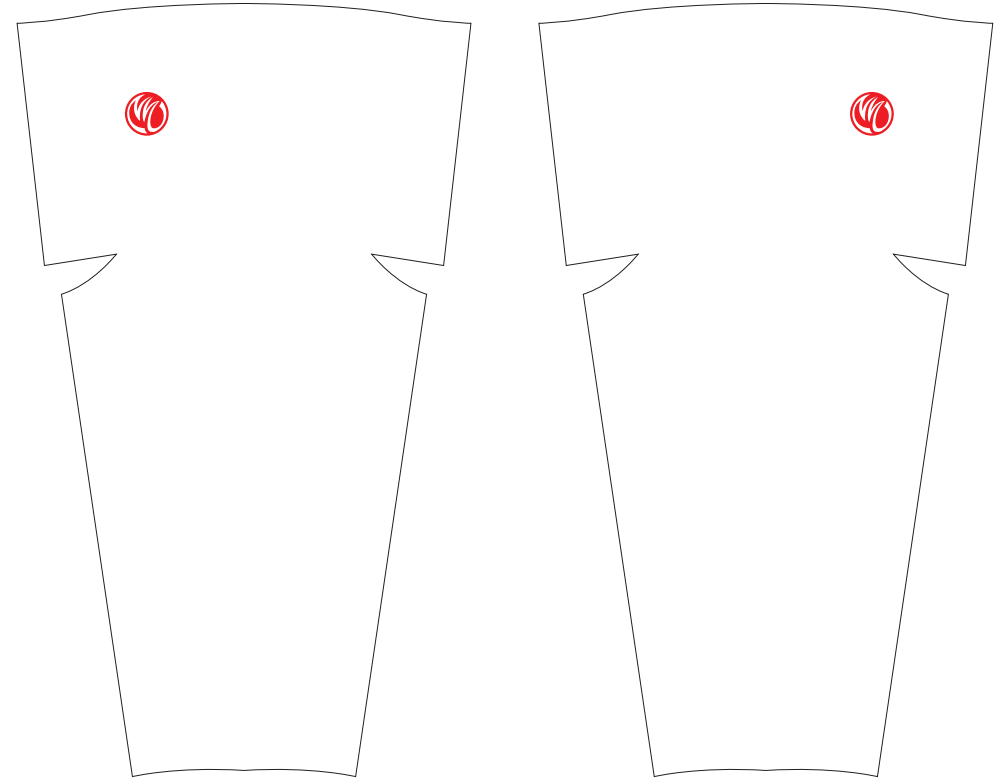
SIDE VIEW



RIGHT LEG

LEFT LEG

FRONT VIEW



RIGHT LEG

LEFT LEG

COLORS USED:



FLATLOCK COLOR OPTIONS:



- This template can be edited with vector graphic software programs. Adobe Illustrator CS5 is recommended.
- All logos must be provided in vector format and all fonts must be converted into outline.
- The color on-screen may vary from the finished product. To confirm the color please refer to PANTONE® MATCHING SYSTEM FORMULA GUIDE Solid Coated.
- We will try the best to match the PANTONE® colors when printing, but exact matching cannot be guaranteed, due to variation in temperature, humidity and materials.